



CRACKING CODES

DESCIFRANDO CÓDIGOS

TIME	15 min	SPACE	
GROUP		MOTION	
SETTING	★ ★ ★	DIFICULTY	★ ★ ★

DOMAIN : Language Arts and Reading

ÁREA : Lenguaje y lectura

COMPETENCY : Writing Conventions

COMPETENCIA : Estructura de oraciones

KEY PRINCIPLES :

Phonological and alphabetic awareness. Spelling. Spoken & written Language. Writing development. Sentence connectors.

CONCEPTOS CLAVES :

Desarrollo de la escritura. Estructura de la oración. Conectores de oraciones. Lenguaje oral y escrito. Desarrollo del conocimiento del alfabético y fonológico.

MATERIALS | MATERIALES : (Kits: www.TheWittyTeacher.com)

TWT Tips :

GAME MECHANICS + EXTRAS | MECÁNICA DEL JUEGO + EXTRAS :

TEACHER'S OBSERVATIONS | OBSERVACIONES DEL PROFESOR :



#

CRACKING CODES / DESCIFRANDO CÓDIGOS


1		<p>ENG</p> <p>The objective of this game is to reinforce writing skills and the concept of key words from a curriculum content.</p> <p>ESP</p> <p>El objetivo de este juego es reforzar la escritura y el concepto de palabras claves de un tema específico del programa educativo.</p>
2	<p>TEAM A</p> <p>EQUIPO A</p> <p>TEAM B</p> <p>EQUIPO B</p>	<p>You need to divide your group into two teams, which will be called, Team A and Team B.</p> <p>Para jugar necesitas dividir el grupo en dos equipos a quienes llamaremos A y B</p>
3		<p>You need: A dictionary (online dictionary will work too). Four (4) sets of cards with alphabet letters previously written with a marker or printed. Two (2) boxes, one for each team. The box will be the "bank of letters".</p> <p>También debes tener: Un diccionario / 4 juegos de tarjetas con las letras del abecedario previamente escritas con rotulador / Una caja por equipo que funcionará como banco de letras</p>
4		<p>The words you want to reinforce or work on class, written on the cards.</p> <p>Las palabras que desees trabajar escritas en tarjetas</p>
5	<p>TEAM A</p> <p>EQUIPO A</p> <p>JUDGE / JUEZ</p> <p>TEAM B</p> <p>EQUIPO B</p> <p>READER / LECTOR</p>	<p>Each team will choose a person to be the "Judge", who will evaluate the opposite team. Another person will be selected to be the "Reader". The later one will read aloud the meaning of the word deciphered by the team members.</p> <p>Antes de comenzar, cada equipo debe designar un juez que evaluará al equipo contrario, y a un lector que una vez resuelta la palabra buscará su significado en el diccionario</p>



#

CRACKING CODES / DESCIFRANDO CÓDIGOS

6



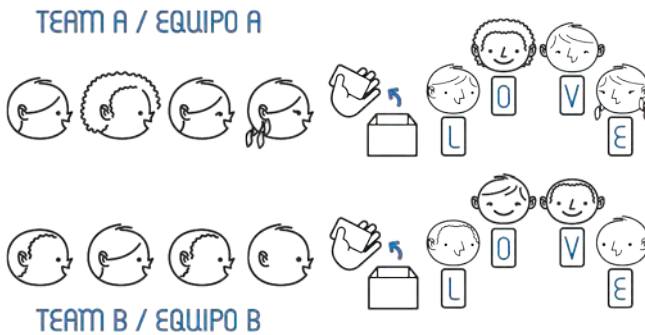
ENG

The game starts when you, the facilitator, take a card with a word, and read it out loud to both teams. It is important to show the word on the card ONLY to the "Judges" of both teams.

ESP

El juego comienza cuando tomas una palabra y la lees en voz alta a los dos equipos. Es importante que muestres la tarjeta sólo a los jueces de cada equipo


7



Both teams will simultaneously go to the "Bank of Letters" to pick the letters needed to spell the word mentioned by the facilitator, then they will move to the front of the room displaying the spelled word.

Los equipos deben simultáneamente buscar las letras que la componen en el banco de letras y pasar al frente con la palabra deletreada.

8



The "Judge", from the opposite team, will determine if the word is spelled correctly, if this is the case, the "Reader" will search the word in the dictionary and read it out loud to all participants. The team who completes this process first will be the winner of the round.

El juez determinará si es correcta y de ser así, el lector busca su significado y lo lee en voz alta. El equipo que complete este proceso primero es el ganador de la ronda.

9

You can assign points to the words you want to reinforce or work on, therefore, the team that decipheres the words or codes, faster and better will be the winner.

Por cada palabra que quieras trabajar puedes asignar puntos a cada equipo y así al final el que mejor y más rápido haya trabajado descifrando los códigos será el equipo ganador.

10


Words can be selected based on the content areas, competencies and topics you are working on, or the ones you need to reinforce.

Las palabras pueden ser de cualquier tema que necesites reforzar, por lo que deseamos que este recurso te sea de provecho.



the
witty
teacher

W w



WWW.THEWITTYTEACHER.COM



the
witty
teacher

E e




WWW.THEWITTYTEACHER.COM



the
witty
teacher

W w



WWW.THEWITTYTEACHER.COM



the
witty
teacher

E e



WWW.THEWITTYTEACHER.COM



Hh



WWW.THEWITTYTEACHER.COM



Ee



WWW.THEWITTYTEACHER.COM



Hh



WWW.THEWITTYTEACHER.COM




Ee



WWW.THEWITTYTEACHER.COM



n n



www.TheWittyTeacher.com




G g



www.TheWittyTeacher.com



n n



www.TheWittyTeacher.com




G g



www.TheWittyTeacher.com




Dd



www.TheWittyTeacher.com




Pp



www.TheWittyTeacher.com




Dd



www.TheWittyTeacher.com




Pp



www.TheWittyTeacher.com



Zz



www.TheWittyTeacher.com




Qq



www.TheWittyTeacher.com




Xx



www.TheWittyTeacher.com




Yy



www.TheWittyTeacher.com




Aa



www.TheWittyTeacher.com




Tt



www.TheWittyTeacher.com



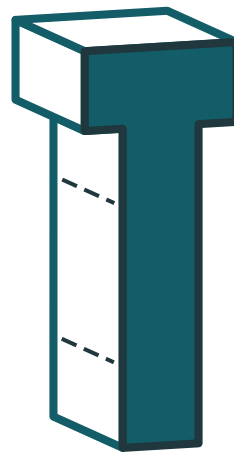
Aa



www.TheWittyTeacher.com



Tt



www.TheWittyTeacher.com



the witty teacher

Rr



www.TheWittyTeacher.com



the witty teacher

li



www.TheWittyTeacher.com



the witty teacher

Rr




www.TheWittyTeacher.com



the witty teacher

li



www.TheWittyTeacher.com




O O



www.TheWittyTeacher.com



S S



www.TheWittyTeacher.com



O O



www.TheWittyTeacher.com




S S



www.TheWittyTeacher.com



0 0



WWW.THEWITTYTEACHER.COM




l i



WWW.THEWITTYTEACHER.COM




0 0



WWW.THEWITTYTEACHER.COM




l i



WWW.THEWITTYTEACHER.COM




V v



WWW.THEWITTYTEACHER.COM




L l



WWW.THEWITTYTEACHER.COM



G g



WWW.THEWITTYTEACHER.COM



n n



WWW.THEWITTYTEACHER.COM

